








## The Handwriting style

Solid lines and broken lines are used to support the children in forming the letters. The single letter style is shown below.



The handwriting style joins all lower case letters, other than tail letters such as y, g and q. Examples of joins using the guided lines are shown below.



Refer to the 'Achieving Excellence in Handwriting' document by Martin Harvey and Debbie Watson for the sequence of lessons and explanation of individual letter formation and joins.